

Bus Timetables: From JR Mishima Station to NIG

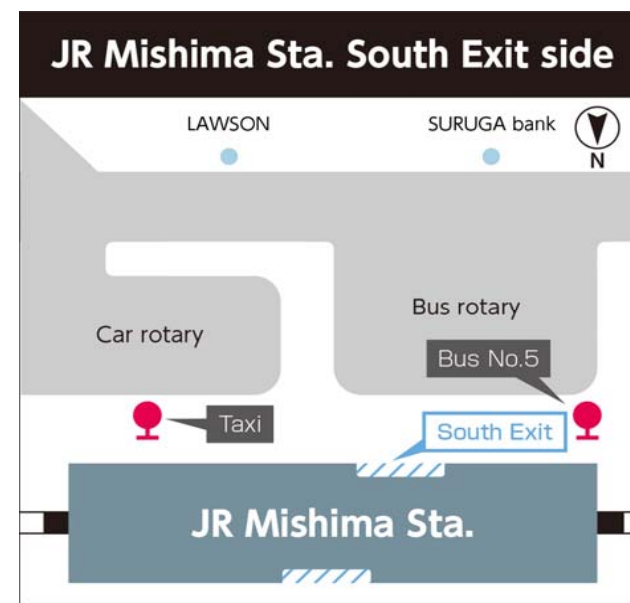
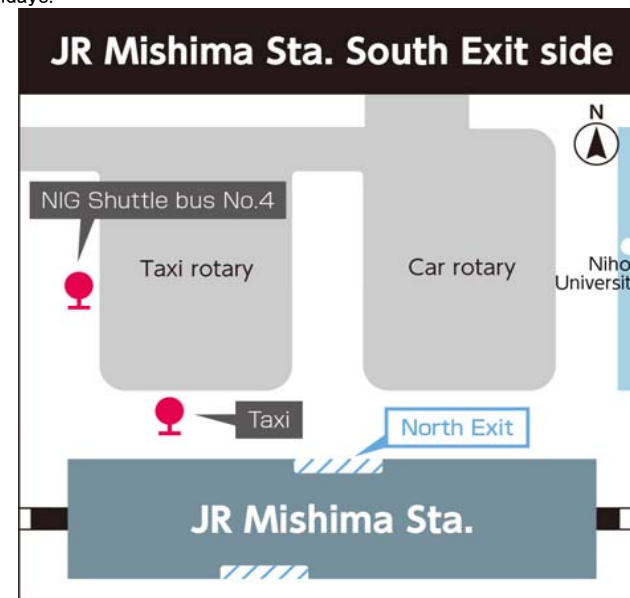
2018.12.20改正 (東海バス) 2018.12.20~(TOKAI BUS)

2019.3.16改正 (JR東海) 2019.3.16~(JR TOKAI)

▲Does not run on Sundays and national holidays.

●Does not run on Saturdays, Sundays and national holidays.

JR Shinkansen Arrival Time at Mishima Station Weekdays		Final destination Bus stop TIME	NIG free shuttle bus North entrance	「柳郷地」行 To Yanagigochi South entrance (No.5)	「夏梅木」行 To Natsumegi South entrance (No.5)	「玉沢・社会保険病院」行 To Tamazawa・Social Insurance Hospital South entrance (No.5)
Down-Train	Up-Train		遺伝研正面玄関 NIG Main Entrance	遺伝研前 In front of NIG	遺伝研坂下 IDENKEN Sakashita	遺伝研坂下 IDENKEN Sakashita
			About 17min by BUS +0min to walk	About 20min by BUS +2min to walk	About 20min by BUS +10min to walk	About 20min by BUS +10min to walk
51	45	6	---	---	---	---
27,57	07,24,35	7	---	---	▲20	50
24,57	11,29	8	03,40	---	55	---
24, u 46,57	21,52, u 56	9	30	●20	55	5
24,57	24,52	10	05	---	---	●35
24, u 46,57	21,52, u 56	11	05	---	0	●35
24,57	24,52	12	05	0	---	---
24, u 46,57	21,53, u 56	13	---	---	0	35
24,57	24,52	14	05	---	0	---
24, u 46,57	21,52, u 56	15	05	0	---	35
24,57	24,52	16	---	---	0	35
24, u 46,57	21,52, u 56	17	03	▲20	0	35
24,57	24,52	18	05	40	▲0, 55	---
24,28, u 46,57	21,52, u 56	19	05	---	---	20
24,28,57	24,52	20	05	▲10	●50	---
24,51	21,52	21	05	---	---	---
13,40	21,44	22	---	---	---	---
01,39	22	23	---	---	---	---



u: Hikari

available on weekdays only

No service on: summer holidays/new year's holidays

Bus timetables: From NIG to JR Mishima Station

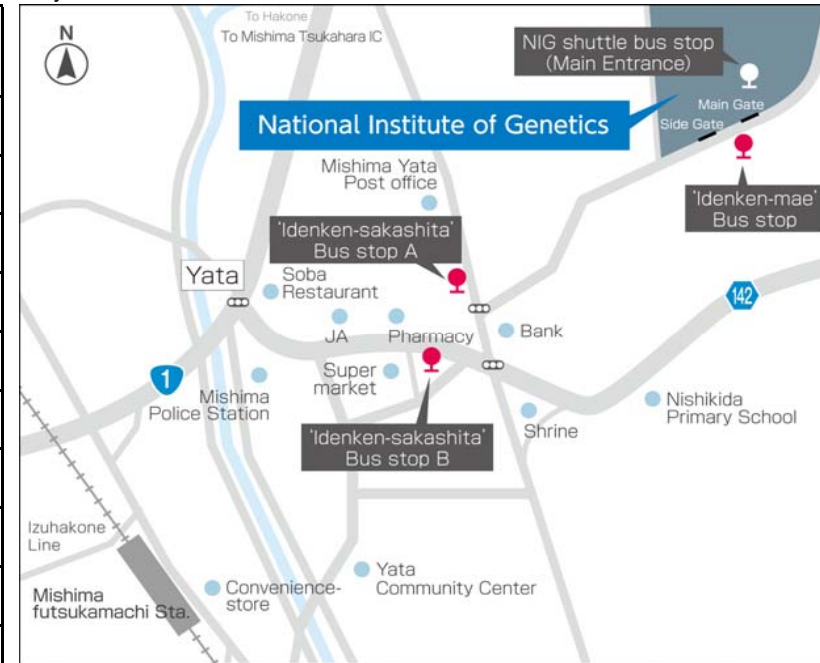
2018.12.20~(TOKAI BUS 2018.12.20改正 (東海/バス)

2019.3.16~(JR TOKAI) 2019.3.16改正 (JR東海)

▲ Does not run on Sundays and national holidays.

● Does not run on Saturdays, Sundays and national holidays.

Bus stop Final destination	NIG free shuttle bus NIG Main Entrance	遺伝研前 In front of NIG	遺伝研坂下(A) IDENKEN Sakashita A	遺伝研坂下(B) IDENKEN Sakashita B	JR Shinkansen Arrival Time at Mishia St. Weekdays	
	to North entrance About 17min by BUS +0min to walk	to South entrance About 2min to walk +20min by BUS	to South entrance About 10min to walk +20min by BUS	to South entrance About 10min to walk +20min by BUS	Down-Train	Up-Train
TIME						
6	---	---	● 34	---	51	26,45,56
7	40	---	▲ 19, ▲ 49	12	27,57	07,16,24, 35,47
8	23	● 11	---	● 48	24,57	01,11, 29,52
9	03, 47	46	24	● 48	24, u46 , ,57	21,52, u56
10	25	---	24	---	24,57	24,52
11	25	---	29	18	24, u46 , ,57	21,52, u56
12	---	26	---	18	24,57	24,52
13	25	---	29	---	24, u46 , ,57	21,52, u56
14	25	---	29	18	24,57	24,52
15	---	26	---	---	24, u46 , ,57	21,52, u56
16	20	---	29	21	24,57	24,52
17	20	▲ 46	29	18	24, u46 , ,57	21,52, u56
18	25	---	▲ 29	11	24,57	24,52
19	25	▲ 6	---	---	24, u46 , ,57	21,52, u56
20	25	▲ 36	---	---	24,57	24,52
21	---	---	---	---	24	24,52
22	---	---	---	---	13,40	21
23	---	---	---	---	01	



available on weekdays only

u: Hikari

No service on: summer holidays/new year's holidays